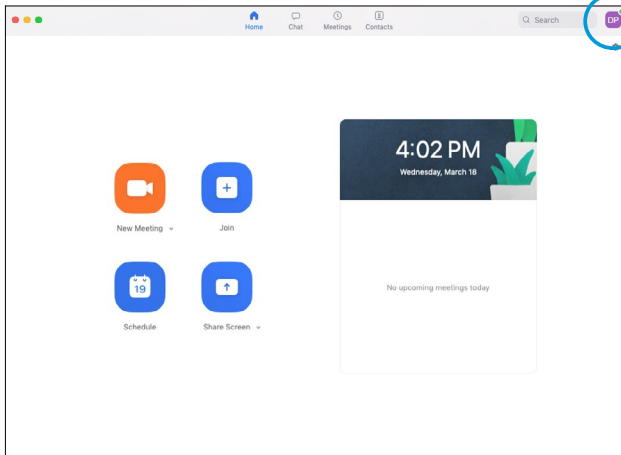


# Adding a background to Zoom

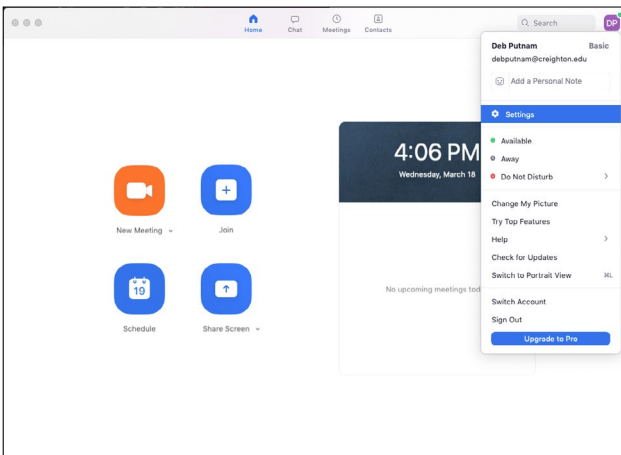
1. Download the Zoom background image.
2. Make sure you are logged in from the app.



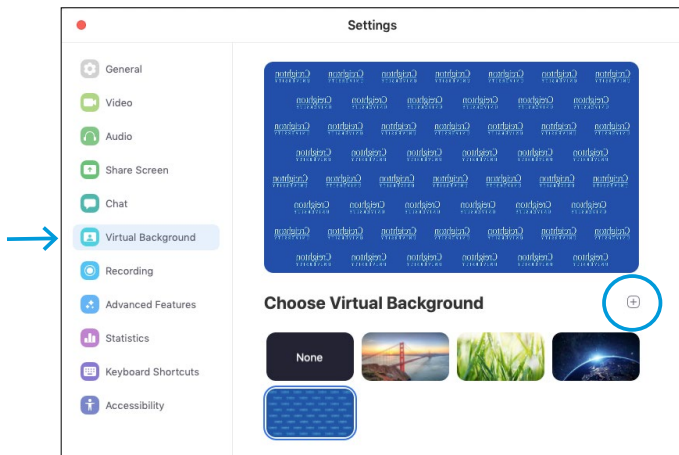
3. Open the app and click on your initials.



4. Click on "Settings"



5. Click on "Virtual Background" and click on the "+" to add your background.



*Please note: The logos will look backward on screen, but to the viewer, it's correct. When you share your screen, there can be some issues, but once you are no longer sharing, the logos appear correctly again.*

Note that virtual backgrounds may not work on older machines. For more information, including minimum system requirements, see: [support.zoom.us/hc/en-us/articles/210707503-Virtual-Background](https://support.zoom.us/hc/en-us/articles/210707503-Virtual-Background)